



Institute for Public Policy (IPP)
42/1 Isanova Street
Bishkek, Kyrgyz Republic
Tel.: 996 (312) 906240
E-mail: office@ipp.kg

REPORT

Popular attitudes towards political and public institutions in Kyrgyzstan

Prepared by:

m-vector
КОНСАЛТИНГОВОЕ АГЕНТСТВО
181 Ibraimova Street, Apt. 303
Bishkek, 720011, Kyrgyz Republic
Tel.: 996 (312) 627130, 627131
E-mail: office@m-vector.com

Bishkek 2006

Content

GLOSSARY.....	3
INTRODUCTION.....	4
ABSTRACT.....	5
EXECUTIVE SUMMARY	7
1. Assessment of the Current Situation and the Administration in the country.....	7
2. Public trust towards various government institutions	12
3. Level of political awareness by the population.....	15
4. Level of trust towards various public institutions	18
5. Self-identification of the population of Kyrgyzstan.....	20
6. Public assessment of the main principles of democracy in Kyrgyzstan.....	21
7. Institutions and personalities that enjoy authority within the population	24
8. Future expectations for the population of Kyrgyzstan.....	27
9. Conclusion	29
APPENDIX.....	31
10. Survey Methodology	32
11. Survey Difficulties.....	34

GLOSSARY

Count	Number of respondents or responses in each group.
Col%	Percentage distribution of respondents' answers along a column.
Row%	Percentage distribution of respondents' answers along a row.
NGO	Non-Governmental Organization.
General aggregate	All objects which are under study in this case. The composition of the general aggregate depends on the aims of a specific survey.
Sampling	A representative part of the general aggregate, in which a sign of interest for us is distributed according to the same law as in the general aggregate.
Interviewer	A specialist who conducts public polls.
Respondent	A person surveyed by an interviewer.
Questionnaire	A tool used to conduct a poll through the method of personal interview, i.e. an interviewer asks questions of a respondent and fills out a questionnaire independently.
N=1200	The total size of sample in this survey.

INTRODUCTION

In July through August 2006, the Institute for Public Policy in conjunction with “M-Vector” Consulting Agency conducted a large-scale sociological survey, covering all seven provinces and the capital city, Bishkek, Kyrgyzstan. Participants of this survey were representatives of both the urban and rural populations.

The conditions under which this survey was deemed necessary:

1. The necessity to study the population’s attitude towards various government institutions, certain individuals and public organizations that exist in Kyrgyzstan.
2. The necessity to determine the level of trust of the population in such organizations and people.
3. To determine the current assessment of government and public work by the population.

The initial information was gathered throughout Kyrgyzstan without excessive difficulty. The methodology of the survey, survey sampling and insignificant difficulties faced by interviewers during data gathering is shown below (see *Methodology of the survey and difficulties in conducting the survey in appendices to the report*).

All of the information gathered was statistically processed and analyzed. This report contains the findings of the survey.

ABSTRACT

- According to the findings of the survey, the majority of respondents thought that the events of March 24th, 2005, had a positive impact on the country's development. While reviewing the findings of the survey, in the context of provinces, it was discovered that the majority of respondents from the northern region believed that those events did not have any influence on the country's development, unlike respondents from the southern region.
- Respondents from the southern region are more satisfied with the performance of the current Administration than respondents from the northern region. There are also differences in assessments from the urban and rural populations. The majority of the urban population thought that the performance of the current Administration, along all of the parameters, has remained unchanged. Dissimilarly, the majority of the rural population assesses the current Administration's performance more positively, particularly along such parameters as economic stability, public social assistance to the population and education.
- The following government institutions enjoy respondents' trust: the President of Kyrgyzstan (62% or 747 out of N=1200¹), the Cabinet (50% or 595 out of N=1200) and local, village administrations (44% or 531 out of N=1200). The majority of respondents from Bishkek and the southern region hope that the President will resolve their problems. It should be noted that the majority of respondents from the northern region do not believe that anyone is able to help resolve their problems/concerns.
- The majority of respondents would like the President to have full authority, yet it should be noted that the share of the rural population, who supports this view, is larger compared to the same group within the urban population. Also, the majority of respondents interviewed expressed a desire to vote for an individual MP, not for a political party.
- Of the respondents interviewed, 52% could not name any political parties that exist in Kyrgyzstan, whereas 26% named the "Ar-Namys Party", while 12% named the "Ata-Meken Party," a socialist party and 12% named the "Alga Kyrgyzstan Party." 52% (620 out of N=1200) of respondents could not name any political parties that exist in Kyrgyzstan. 26% (313 out of N=1200) of respondents pointed out "Ar-Namys" party, 12% (146 out of N=1200) of respondents mentioned Socialist Party "Ata-Meken" and the same percent (12% or 138 out of N=1200) of respondents named "Alga Kyrgyzstan" party. According to the majority of respondents, political parties should work to improve living standards in the country and develop the country's economy.
- Many respondents confuse non-governmental organizations with international donors, professional unions or associations. More than 80% (1032 out of N=1200) of respondents found it difficult to name any NGO. The most well-known NGOs are the "Coalition for Democracy and Civil Society," "Civil Society Against Corruption," "Taza-Suu," and "Interbilim." According to respondents, NGOs should help vulnerable people, improve national education standards, facilitate prevention of inter-ethnic conflict, promote the role of women in the public sphere and try to control the authorities.
- The share of those who trust public institutions is distributed in the following: mass media - 52% (628 out of N=1200) of respondents, international organizations - 49% (588 out of N=1200) of respondents, local leaders - 43% (512 out of N=1200) of respondents, political parties - 35% (413 out of N=1200) of respondents, NGOs - 28% (332 out of N=1200) of respondents.

¹ Out of 1200 respondents surveyed, 747 trust the President of the country.

- According to 41% (486 out of N=1200) of the respondents, the efforts of the President of the country are the most efficient and effective within the public sphere. 15 %, or 179 out of N=1200 believe the village administrations are most efficient and effective, whereas 12% of respondents, or 143 out of N=1200, believed the mass media was the most efficient and effective in their efforts. According to respondents, the most effective work in Kyrgyzstan is done by the President (41% or 486 out of N=1200), village administrations (15% or 179 out of N=1200) and mass media (12% or 143 out of N=1200). The work of the President is highly valued by the residents of the southern region and Naryn province. The work of mass media is positively assessed by the urban population, particularly by residents of Bishkek, unlike the rural population, who valued highly the work of village administrations.
- First of all, respondents are most willing to listen to the President's opinion (37% or 446 out of N=1200), not mass media (11% or 133 out of N=1200) or village administration (10% or 117 out of N=1200). 35 % of respondents (417 out of N=1200) claimed they would follow the President, unlike the 10% of respondents (123 out of N=1200) who would follow local, village administrations.
- Are people ready to follow an institution or an individual, believing their case even if they violate the law? 92% of those interviewed, or 1098 respondents surveyed claimed they would not follow an institution or individual violating the law. Those who are ready to violate the law do so because they think either that national laws are imperfect, the illegal action can better the nation or they trust their Administration.
- 92% (1107 out of N=1200) of respondents agreed with the statement that in Kyrgyzstan, all people have the right to exercise any religion. Furthermore, 70% (841 out of N=1200) of respondents agree with the statement that all people have the right to free speech. The statement that mass media is objective and free in covering events that happen in our country is supported by 64% (772 out of N=1200) of respondents. 61% (729 out of N=1200) of respondents agree that the citizens' right to vote does influence the decision-making process in the country. In general, 59% (705 out of N=1200) of those surveyed agreed that in Kyrgyzstan, opposition parties can exist and are not afraid of persecution. The opinions of respondents are equally divided in agreement over the statement that everyone in Kyrgyzstan has an opportunity to work, earn a living and maintain a family. 53% (631 out of N=1200) of respondents disagree with the statement that in Kyrgyzstan any citizen feels protected by the law.
- The survey has shown that only 78, 5% (942 out of N=1200) of respondents identified themselves, primarily, as Kyrgyz citizens/nationals. (you choose which word you prefer)
- The findings of the survey reveal that 66% (783 out of N=1200) of respondents hope for improvement of living standards in the near future. 22% of respondents expect significant improvement of national living standards. 83% (991 out of N=1200) of respondents want their children to remain within Kyrgyzstan.

EXECUTIVE SUMMARY

1. ASSESSMENT OF THE CURRENT SITUATION AND ADMINISTRATION IN THE COUNTRY

One of the main objectives of this survey was to assess the current situation in the country and the current administration. Moreover, it is necessary to reveal the reasons for such an assessment.

According to the findings of the survey, the majority of respondents (35% or 422 out of N=1200) are rather unsatisfied with the current situation in the country.

However, this trend is not characteristic of all regions of the country. If one were to separately consider the regional findings, including the capital city, Bishkek, then we may observe the following picture: the majority of residents of Chui, Naryn, Talas and Batken Provinces, as well as Bishkek, state that they are rather unsatisfied with the situation in the country. In addition, the majority of the residents of Issyk-Kul Province are completely unsatisfied with the national status, while the majority of the residents of Osh and Jalalabat provinces assess the current situation in the country as rather satisfactory.

Table 1. Are you satisfied with the current situation in the country?

	Absolutely satisfied		Rather satisfied		Neither yes, nor no		Rather unsatisfied		Totally unsatisfied		No answer		In total	
	Count	%	Count	%	Count	%	Count	%	Count	%	Count	%	Count	%
Bishkek	6	3	19	10	38	19	80	40	54	27	3	2	200	100
Chui	1	1	11	7	36	24	64	43	37	25	1	1	150	100
Naryn	8	8	30	30	13	13	42	42	7	7	0	0	100	100
Issyk-Kul	0	0	11	11	3	3	28	28	47	47	11	11	100	100
Talas	3	3	23	23	25	25	32	32	16	16	1	1	100	100
Osh	24	10	84	34	31	12	78	31	25	10	8	3	250	100
Jalalabat	13	7	72	36	29	15	61	31	21	11	4	2	200	100
Batken	7	7	34	34	10	10	37	37	6	6	6	6	100	100
In total	62	5	284	24	185	15	422	35	213	18	34	3	1200	100

The trend in the opinions of the urban and rural populations regarding the current situation in Kyrgyzstan is the same. The majority of the urban and rural populations are more or less satisfied with the situation. However, the share of the rural population, which is totally or rather satisfied with the current situation is quite a bit larger, with (35% or 221 out of N=620) of the share of the urban population (*see Table 2*).

Table 2. Are you satisfied with the current situation in the country?

	Absolutely satisfied		Rather satisfied		Neither yes, nor no		Rather unsatisfied		Totally unsatisfied		No answer		In total	
	Count	%	Count	%	Count	%	Count	%	Count	%	Count	%	Count	%
Urban population	22	4	103	18	92	16	217	37	131	23	15	3	580	100
Rural population	40	6	181	29	93	15	205	33	82	13	19	3	620	100
In total	62	5	284	24	185	15	422	35	213	18	34	3	1200	100

The motivations for respondents' assessments were also determined through this survey. These reasons are presented in Table 3 in the context of assessment by respondents of the current situation. As it was expected, the majority of those who are absolutely or rather satisfied with the situation think that life in the country is quiet and stable and are content with the status quo. Those who gave a neutral assessment to the situation in the country pointed mainly to such reasons as unemployment and low living standards in the country. The majority of the population is totally or partially unsatisfied with the national situation. This could be primarily due to the high national unemployment rate.

It should be noted that those respondents who found it difficult to answer the question about their satisfaction with the current situation did not answer this question.

Table 3. Reasons for satisfaction/dissatisfaction with the situation in the country

KYRGYZSTAN	Absolutely satisfied			Rather satisfied			Neither yes, nor no			Rather unsatisfied			Totally unsatisfied			In total		
	Count	Row %	Col %	Count	Row %	Col %	Count	Row %	Col %	Count	Row %	Col %	Count	Row %	Col %	Count	Row %	Col %
Unemployment	2	1	3	13	4	5	60	17	32	192	54	45	89	25	42	356	100	30,5
Low living standards	0	0	0	9	3	3	60	20	32	154	52	36	74	25	35	297	100	25,5
No economic stability	0	0	0	7	3	2	50	19	27	138	52	33	72	27	34	267	100	22,9
No trust in government /corruption	0	0	0	1	1	0	19	17	10	62	55	15	30	27	14	112	100	9,6
Quiet and stable life	16	14	26	83	74	29	11	10	6	2	2	0	0	0	0	112	100	9,6
Everything is fine	21	24	34	65	75	23	1	1	1	0	0	0	0	0	0	87	100	7,5
There is no order in the country	2	2	3	4	5	1	10	12	5	39	47	9	28	34	13	83	100	7,1
The administration started working, bringing order	10	12	16	53	65	19	18	22	10	0	0	0	0	0	0	81	100	6,9
Politicians share power & don't care about people	1	1	2	2	3	1	14	19	8	33	45	8	23	32	11	73	100	6,3
Poor work of the authorities	1	2	2	0	0	0	8	16	4	31	62	7	10	20	5	50	100	4,3
In total	62	5	100	284	24	100	185	16	100	422	36	100	213	18	100	1166	100	100

The majority of Bishkek residents (67% or 134 out of N=200) who are totally or partially unsatisfied with the national situation refer to the absence of economic stability in the country as the main reason.

In general, low national living standards are the main factors for low public satisfaction with the national status. This is true for the residents of the Chui, Naryn, and Talas provinces (61% or 91 out of N=149, 23% or 23 out of N=100, 32% or 32 out of N= 100 respectively). Whereas the residents of Issyk-Kul, Osh, Jalalabat, and Batken provinces, primarily pointed to unemployment as the reason for their dissatisfaction (37% or 33 out of N=89, 25% or 60 out of N=242, 28% or 54 out of N=196, 35% or 33 out of N=94 respectively).

The following chart demonstrates how the population of Kyrgyzstan, in general, assesses the current Administration's performance. As one may see, a neutral assessment (neither bad, nor good) of the administration's performance dominates (41% or 495 out of N=1200).

Chart 1

**Assessment at present of the current Administration
(out of N=1200)**

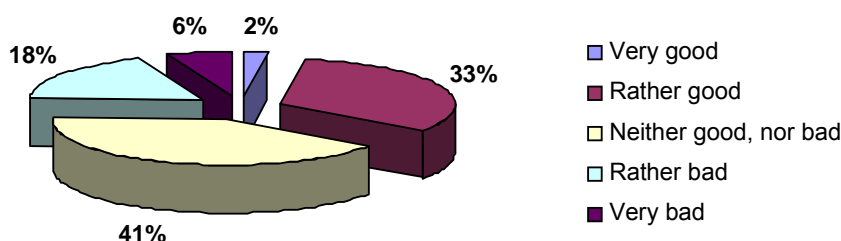


Table 4 demonstrates how the respondents' assessment of the current Administration's performance depends on the extent of their satisfaction with the situation in the country.

More than half of those who are totally or partially satisfied with the situation in the country assess the current Administration's performance as rather good. The majority of those interviewed who responded with a neutral or unsatisfactory assessment to the current situation, gave a neutral assessment to the administration's performance (neither good, nor bad).

Table 4. How do you, at present, evaluate the current Administration's performance?

Are you satisfied with the current situation in the country?	Very good			Rather good			Neither bad, nor good			Rather bad			Very bad			In total		
	Count	Row %	Col %	Count	Row %	Col %	Count	Row %	Col %	Count	Row %	Col %	Count	Row %	Col %	Count	Row %	Col %
Absolutely satisfied	8	13	31	35	56	9	19	31	4	0	0	0	0	0	0	62	100	5,2
Rather satisfied	12	4	46	180	63	46	81	29	16	10	4	5	1	0	1	284	100	23,7
Neither yes nor no	1	1	4	62	34	16	97	52	20	21	11	10	4	2	6	185	100	15,4
Rather unsatisfied	1	0	4	87	21	22	212	50	43	113	27	53	9	2	13	422	100	35,2
Totally unsatisfied	4	2	15	19	9	5	69	32	14	64	30	30	57	27	79	213	100	17,8
No answer	0	0	0	9	26	2	17	50	3	7	21	3	1	3	1	34	100	2,8
In total	26	2	100	392	33	100	495	41	100	215	18	100	72	6	100	1200	100	100

Table 5 below contains an assessment of the current Administration's performance by the residents of all seven provinces, as well as residents of Bishkek, the capital city of Kyrgyzstan. As one can see, the population of the southern region gives a positive assessment of the current Administration's performance, whereas the population of the northern region neutrally assesses the performance of the current Administration. The exception is that one-half of the residents of Issyk-Kul province, negatively evaluated the performance of the current Administration.

Table 5. How do you, at present, evaluate the current Administration's performance?

	Very good		Rather good		Neither bad, nor good		Rather bad		Very bad		In total	
	Count	%	Count	%	Count	%	Count	%	Count	%	Count	%
Bishkek	0	0	25	13	98	49	51	26	26	13	200	100
Chui	1	1	21	14	80	53	31	21	17	11	150	100
Naryn	4	4	41	41	42	42	13	13	0	0	100	100
Issyk-Kul	1	1	5	5	28	28	50	50	16	16	100	100
Talas	4	4	33	33	41	41	17	17	5	5	100	100
Osh	7	3	119	48	94	38	26	10	4	2	250	100
Jalalabat	7	4	96	48	74	37	21	11	2	1	200	100
Batken	2	2	52	52	38	38	6	6	2	2	100	100
In total	26	2	392	33	495	41	215	18	72	6	1200	100

If one were to judge the assessment of the current Administration's performance from the angle of urban or rural, then it is evident that the majority of the rural population tends to evaluate the Administration's performance more positively than the urban population.

Table 6. How do you, at present, evaluate the current Administration's performance?

	Very good		Rather good		Neither bad, or good		Rather bad		Very bad		In total	
	Count	%	Count	%	Count	%	Count	%	Count	%	Count	%
Urban population	13	2	137	24	257	44	132	23	41	7	580	100
Rural population	13	2	255	41	238	38	83	13	31	5	620	100
In total	26	2	392	33	495	41	215	18	72	6	1200	100

During this survey, respondents were also asked to assess the current Administration's performance, not only in absolute terms, but also in relation to the previous Administration. This assessment was made along the following parameters: economic stability, political stability, social assistance to the population, education and health care.

As Table 7 shows, in general, the majority of the population of Kyrgyzstan thinks that, in terms of the aforementioned parameters, the current Administration performs neither better nor worse than the previous Administration.

Table 7. How do you evaluate the current Administration's performance in comparison to the previous Administration?

KYRGYZSTAN	Economic stability		Political stability		Social assistance to the population		Education		Health care	
	Count	%	Count	%	Count	%	Count	%	Count	%
Better	433	36	299	25	444	37	401	33	384	32
Worse	190	16	361	30	173	14	155	13	181	15
Without changes	559	47	495	41	547	46	611	51	612	51
No answer	18	2	45	4	36	3	33	3	23	2
In total	1200	100	1200	100	1200	100	1200	100	1200	100

There is a general trend among the residents of Bishkek and Issyk-Kul provinces in assessing the current Administration's performance compared to the previous Administration, in terms of nearly all previously mentioned parameters. The only exception is the parameter of "political stability." Residents of Bishkek negatively assess the current Administration's performance in terms of this parameter, compared to the previous Administration's performance.

The majority of the population of the Chui and Talas provinces assesses the current Administration's performance in terms of all parameters, as unchanged compared to the previous Administration. The same trend is observable in Naryn province. The exception is the parameter of "health care," according to which the current Administration's performance is assessed as better than the performance of the previous Administration.

The opinions of the representatives of the southern region have a dissimilar trend: the majority of the population of Osh and Jalalabat provinces assesses the current Administration's performance, in terms of all parameters, as better than the previous Administration's performance. The majority of the residents of Batken province think that, in terms of such parameters as economic stability and social assistance to the population, the current Administration has started to perform more positively, whereas in terms of other parameters, the situation is unchanged.

One could also observe differences between assessments of the urban and rural populations of the country. The majority of the urban population thinks that there is no change in the current Administration's performance, in terms all parameters, whereas the majority of the rural population assessed the current Administration's performance more positively, in terms of the following parameters: economic stability, public social assistance and education.

The survey has also revealed the public attitude to the events of March 24th, 2005. It should be noted that 39% of respondents (468 out of N=1200) believe that those events had, in general, a positive influence on the development of the country.

The following chart demonstrates the attitude of the representatives of different regions of Kyrgyzstan to the events of March 24th, 2005. As it can be seen, the majority of respondents who are confident that these events had a positive effect on the development of Kyrgyzstan are representatives of the Batken province. Very few representatives of Issyk-Kul province were convinced that these events positively influenced the country's development.

Chart 2

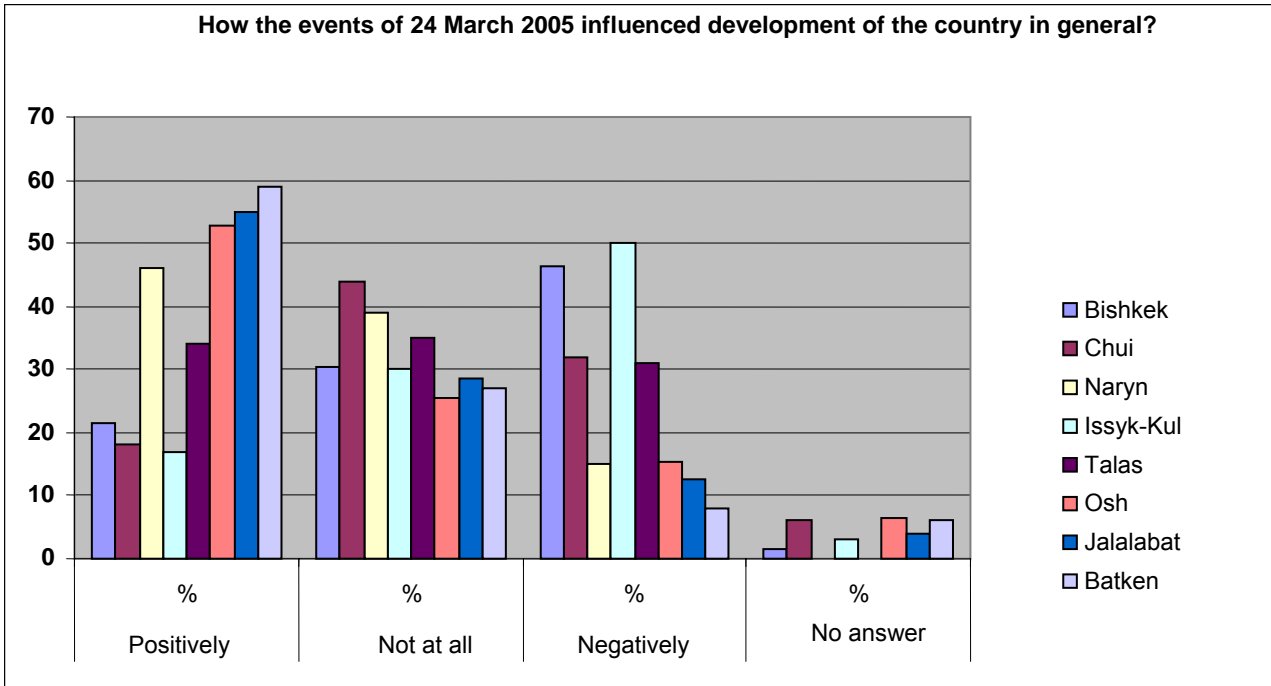


Table 8 shows how respondents surveyed in cities and villages evaluated the events of March 24th, 2005. The majority of urban respondents thought that the events of March 24th, 2005, did not have any impact on the development of the country, unlike the majority of rural respondents who believed that these events had a positive effect on Kyrgyzstan.

Table 8. How the events of 24 March 2005 influenced development of the country in general?

	Positively		Not at all		Negatively		No answer		In total	
	Count	%	Count	%	Count	%	Count	%	Count	%
Urban population	176	30	210	36	177	31	17	3	580	100
Rural population	292	47	169	27	131	21	28	5	620	100
In total	468	39	379	32	308	26	45	4	1200	100

2. LEVEL OF TRUST TOWARDS VARIOUS GOVERNMENT INSTITUTIONS

Another important objective of this survey was to reveal the Kyrgyz population's level of trust towards various government institutions, represented below.

According to the survey findings, the population of Kyrgyzstan trusts the President of the country most, compared to the Cabinet and their own village administrations, represented in descending order, in terms of importance.

At the same time the majority of the country's population expresses partial or total distrust towards the existing judiciary and Parliament (*see the tables below*).

Table 9. Indicate your level of trust towards the following government institutions

President	Bishkek		Chui		Naryn		Issyk-Kul		Talas		Osh		Jalalabat		Batken		In total	
	Count	%	Count	%	Count	%	Count	%	Count	%	Count	%	Count	%	Count	%	Count	%
Totally distrust	28	14	22	15	3	3	13	13	11	11	7	3	4	2	2	2	90	8
Rather distrust	35	18	36	24	11	11	38	38	15	15	6	2	4	2	3	3	148	12
Neither trust, nor distrust	60	30	48	32	24	24	5	5	25	25	16	6	21	11	4	4	203	17
Rather trust	59	30	38	25	57	57	33	33	40	40	72	29	106	53	34	34	439	37
Totally trust	18	9	6	4	5	5	2	2	9	9	147	59	65	33	56	56	308	26
No answer	0	0	0	0	0	0	9	9	0	0	2	1	0	0	1	1	12	1
In total	200	100	150	100	100	100	100	100	100	100	250	100	200	100	100	100	1200	100

Table 10. Indicate your level of trust towards the following government institutions

Cabinet	Bishkek		Chui		Naryn		Issyk-Kul		Talas		Osh		Jalalabat		Batken		In total	
	Count	%	Count	%	Count	%	Count	%	Count	%	Count	%	Count	%	Count	%	Count	%
Totally distrust	24	12	20	13	2	2	13	13	9	9	10	4	12	6	2	2	92	8
Rather distrust	50	25	31	21	26	26	39	39	25	25	19	8	24	12	5	5	219	18
Neither trust, nor distrust	64	32	57	38	28	28	5	5	25	25	41	16	34	17	11	11	265	22
Rather trust	55	28	38	25	42	42	31	31	39	39	90	36	80	40	50	50	425	35
Totally trust	6	3	4	3	2	2	2	2	2	2	78	31	48	24	28	28	170	14
No answer	1	1	0	0	0	0	10	10	0	0	12	5	2	1	4	4	29	2
In total	200	100	150	100	100	100	100	100	100	100	250	100	200	100	100	100	1200	100

Table 11. Indicate your level of trust towards the following government institutions

Parliament	Bishkek		Chui		Naryn		Issyk-Kul		Talas		Osh		Jalalabat		Batken		In total	
	Count	%	Count	%	Count	%	Count	%	Count	%	Count	%	Count	%	Count	%	Count	%
Totally distrust	32	16	26	17	9	9	14	14	8	8	25	10	24	12	8	8	146	12
Rather distrust	53	27	36	24	22	22	40	40	23	23	40	16	58	29	16	16	288	24
Neither trust, nor distrust	66	33	56	37	33	33	5	5	30	30	51	20	37	19	18	18	296	25
Rather trust	40	20	25	17	35	35	30	30	34	34	82	33	56	28	44	44	346	29
Totally trust	7	4	5	3	1	1	2	2	4	4	45	18	24	12	10	10	98	8
No answer	2	1	2	1	0	0	9	9	1	1	7	3	1	1	4	4	26	2
In total	200	100	150	100	100	100	100	100	100	100	250	100	200	100	100	100	1200	100

Table 12. Indicate your level of trust towards the following government institutions

Judiciary	Bishkek		Chui		Naryn		Issyk-Kul		Talas		Osh		Jalalabat		Batken		In total	
	Count	%	Count	%	Count	%	Count	%	Count	%	Count	%	Count	%	Count	%	Count	%
Totally distrust	67	34	54	36	13	13	17	17	34	34	42	17	31	16	8	8	266	22
Rather distrust	52	26	39	26	25	25	52	52	21	21	44	18	60	30	19	19	312	26
Neither trust, nor distrust	46	23	35	23	32	32	1	1	27	27	45	18	34	17	30	30	250	21
Rather trust	19	10	19	13	27	27	17	17	14	14	74	30	55	28	34	34	259	22
Totally trust	2	1	0	0	3	3	1	1	1	1	27	11	17	9	1	1	52	4
No answer	14	7	3	2	0	0	12	12	3	3	18	7	3	2	8	8	61	5
In total	200	100	150	100	100	100	100	100	100	100	250	100	200	100	100	100	1200	100

Table 13. Indicate your level of trust towards the following government institutions

Provincial governor	Bishkek		Chui		Naryn		Issyk-Kul		Talas		Osh		Jalalabat		Batken		In total	
	Count	%	Count	%	Count	%	Count	%	Count	%	Count	%	Count	%	Count	%	Count	%
Totally distrust	24	12	20	13	12	12	14	14	22	22	13	5	7	4	2	2	114	10
Rather distrust	44	22	38	25	17	17	40	40	17	17	23	9	18	9	2	2	199	17
Neither trust, nor distrust	52	26	43	29	26	26	6	6	29	29	37	15	45	23	25	25	263	22
Rather trust	22	11	24	16	44	44	22	22	27	27	91	36	95	48	41	41	366	31
Totally trust	3	2	4	3	1	1	1	1	2	2	60	24	33	17	5	5	109	9
No answer	55	28	21	14	0	0	17	17	3	3	26	10	2	1	25	25	149	12
In total	200	100	150	100	100	100	100	100	100	100	250	100	200	100	100	100	1200	100

Table 14. Indicate your level of trust towards the following government institutions

District administration	Bishkek		Chui		Naryn		Issyk-Kul		Talas		Osh		Jalalabat		Batken		In total	
	Count	%	Count	%	Count	%	Count	%	Count	%	Count	%	Count	%	Count	%	Count	%
Totally distrust	35	18	17	11	10	10	13	13	26	26	15	6	5	3	1	1	122	10
Rather distrust	35	18	36	24	17	17	33	33	16	16	32	13	21	11	9	9	199	17
Neither trust, nor distrust	59	30	44	29	18	18	6	6	26	26	30	12	51	26	8	8	242	20
Rather trust	33	17	37	25	49	49	22	22	26	26	84	34	81	41	54	54	386	32
Totally trust	6	3	3	2	0	0	1	1	3	3	46	18	33	17	15	15	107	9
No answer	32	16	13	9	6	6	25	25	3	3	43	17	9	5	13	13	144	12
In total	200	100	150	100	100	100	100	100	100	100	250	100	200	100	100	100	1200	100

Table 15. Indicate your level of trust towards the following government institutions

Village administration	Bishkek		Chui		Naryn		Issyk-Kul		Talas		Osh		Jalalabat		Batken		In total	
	Count	%	Count	%	Count	%	Count	%	Count	%	Count	%	Count	%	Count	%	Count	%
Totally distrust	18	9	13	9	3	3	13	13	25	25	16	6	11	6	1	1	100	8
Rather distrust	28	14	26	17	6	6	31	31	13	13	33	13	21	11	4	4	162	14
Neither trust, nor distrust	51	26	29	19	26	26	6	6	25	25	24	10	52	26	8	8	221	18
Rather trust	32	16	64	43	49	49	21	21	30	30	80	32	77	39	50	50	403	34
Totally trust	6	3	12	8	3	3	1	1	4	4	58	23	28	14	16	16	128	11
No answer	65	33	6	4	13	13	28	28	3	3	39	16	11	6	21	21	186	16
In total	200	100	150	100	100	100	100	100	100	100	250	100	200	100	100	100	1200	100

Within the same context, respondents were asked which of the aforementioned government institutions is currently able to resolve their problems.

The following table demonstrates the opinions of respondents in various regions, regarding who respondents believe able to resolve their problems.

It was found that 23% (46 out of N=200) of those surveyed in Bishkek thought that the President was able to resolve their problems. Nearly the same percentage of Bishkek respondents stated that they do not need any help at all. The majority of the residents of the Chui, Naryn, Issyk-Kul and Talas provinces thought that, at present, no one office is able to help resolve their problems. The majority of the representatives of Osh, Jalalabat and Batken provinces, similar to Bishkek respondents, believe that it is the President who is able to help resolve their problems. The same percentage of respondents from Osh, 23% (58 out of N=250), depend on their village administration to resolve their problems.

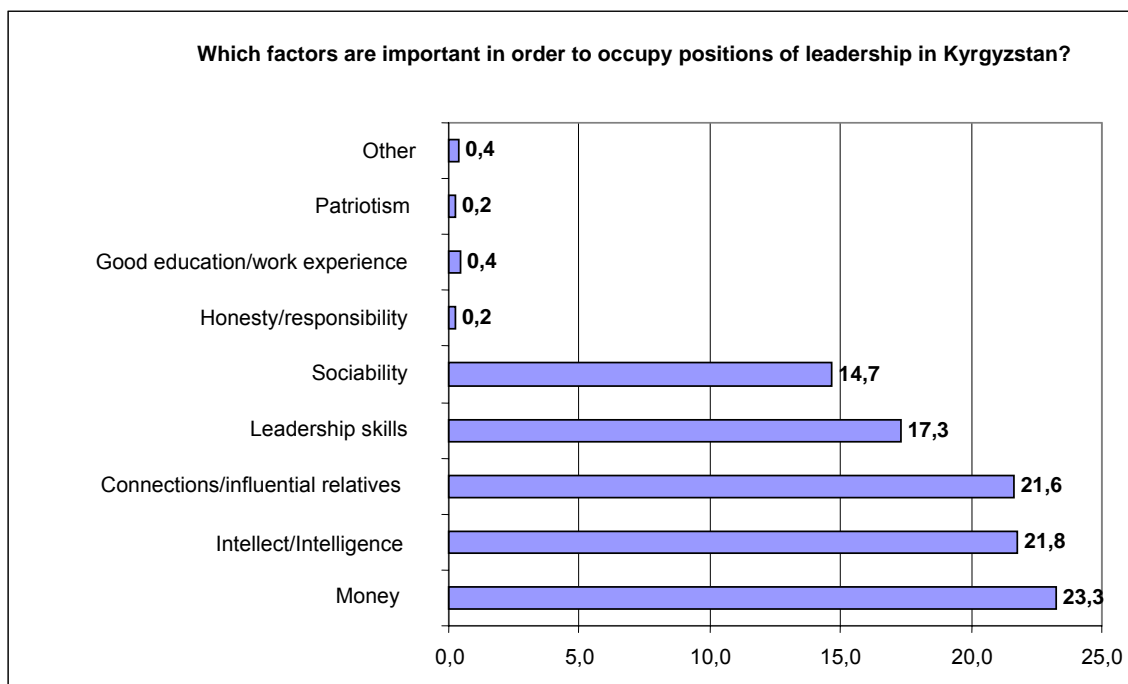
Table 16. Which of the following institutions/personalities is able to resolve your problem?

President	Bishkek		Chui		Naryn		Issyk-Kul		Talas		Osh		Jalalabat		Batken		In total	
	Count	%	Count	%	Count	%	Count	%	Count	%	Count	%	Count	%	Count	%	Count	%
President	46	23	16	11	25	25	21	21	17	17	58	23	48	24	34	34	265	22
Cabinet	23	12	18	12	3	3	14	14	4	4	8	3	30	15	11	11	111	9
Members of Parliament	26	13	8	5	8	8	0	0	8	8	8	3	6	3	2	2	66	6
Courts	3	2	6	4	2	2	0	0	7	7	5	2	5	3	2	2	30	3
Provincial governor	2	1	6	4	2	2	0	0	5	5	7	3	14	7	4	4	40	3
District administrator	10	5	8	5	3	3	1	1	4	4	4	2	23	12	11	11	64	5
Village administration	3	2	22	15	17	17	2	2	20	20	58	23	28	14	8	8	158	13
No one is able to help me	37	19	32	21	27	27	54	54	27	27	52	21	33	17	18	18	280	23
I do not need any help	47	24	32	21	13	13	8	8	8	8	41	16	12	6	9	9	170	14
Ministry of Interior	1	1	0	0	0	0	0	0	0	0	0	0	0	0	0	0	1	0
Mayor's Office	0	0	1	1	0	0	0	0	0	0	9	4	0	0	1	1	11	1
Society for the protection of human rights	0	0	0	0	0	0	0	0	0	0	0	0	1	1	0	0	1	0
Felix Kulov	2	1	0	0	0	0	0	0	0	0	0	0	0	0	0	0	2	0
Ministry of Health Care	0	0	1	1	0	0	0	0	0	0	0	0	0	0	0	0	1	0
In total	200	100	150	100	100	100	100	100	100	100	250	100	200	100	100	100	1200	100

An interesting aspect of this survey was gathering information on the qualities Kyrgyz residents find pertinent for those who hold positions of leadership. Respondents were asked to assess, by level of importance, the factors needed in leadership positions, by placing values in descending order. To extract objective results, a method of average weighting was used. These findings are presented in Chart 3.

According to the findings of the survey, respondents place the most value on such a factor as money, considering it the most important component to achieving a position of leadership in Kyrgyzstan. The next most important factors were intellect/intelligence and connections/influential.

Chart 3



3. LEVEL OF POLITICAL AWARENESS OF THE POPULATION

This section will cover such issues as the Kyrgyz public's level of political awareness about the existing system of elections to Parliament, the existing political parties and the most suitable form of government for Kyrgyzstan, among others.

As it could be seen from the table below, the majority of the representatives of five provinces of the country (Naryn, Issyk-Kul, Talas, Osh, and Batken) think that the most suitable form of government for the country, at present, is a government which provides full authority to the President. However, views from the representatives of Issyk-Kul province are divided: virtually the same percentage of 28% (28% or 28 out of N=100) of respondents would like equal distribution of power between the President and the Parliament. The majority of respondents from Bishkek and Chui province have similar views.

Table 17. What form of government is the most suitable for Kyrgyzstan?

	President has full authority		Parliament has full authority		President has more authority		Parliament has more authority		Both have equal authority		No answer		In total	
	Count	%	Count	%	Count	%	Count	%	Count	%	Count	%	Count	%
Bishkek	61	31	12	6	23	12	14	7	88	44	2	1	200	100
Chui	43	29	7	5	22	15	3	2	72	48	3	2	150	100
Naryn	48	48	9	9	4	4	4	4	35	35	0	0	100	100
Issyk-Kul	29	29	12	12	14	14	3	3	28	28	14	14	100	100
Talas	46	46	11	11	7	7	7	7	29	29	0	0	100	100
Osh	169	68	1	0	16	6	3	1	54	22	7	3	250	100
Jalalabat	139	70	5	3	23	12	2	1	27	14	4	2	200	100
Batken	38	38	0	0	31	31	4	4	23	23	4	4	100	100
In total	573	48	57	5	140	12	40	3	356	30	34	3	1200	100

Table 18 contains views of all rural and urban respondents. The majority of both groups prefer a form of government whereby the President enjoys full authority. However, the share of rural respondents who prefer this form of government is larger than the share of urban respondents.

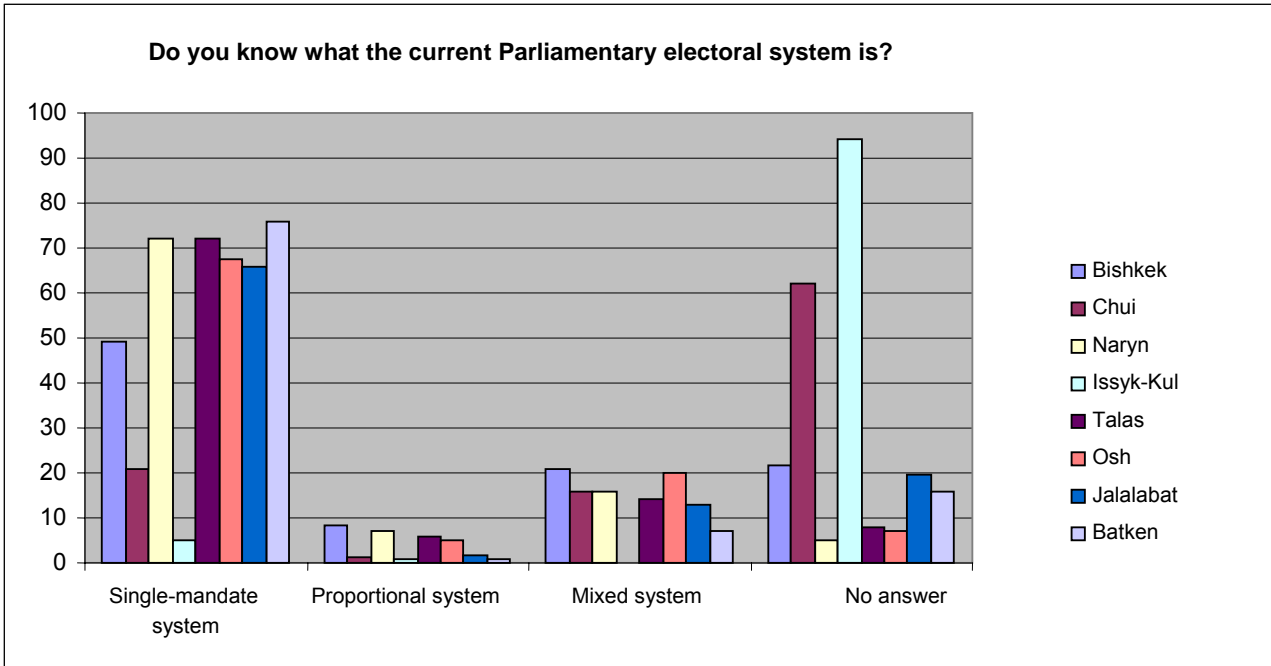
Table 18. What form of government is the most suitable for Kyrgyzstan?

	President has full authority		Parliament has full authority		President has more authority		Parliament has more authority		Both have equal authority		No answer		In total	
	Count	%	Count	%	Count	%	Count	%	Count	%	Count	%	Count	%
Urban population	254	44	30	5	59	10	25	4	199	34	13	2	580	100
Rural population	319	51	27	4	81	13	15	2	157	25	21	3	620	100
In total	573	48	57	5	140	12	40	3	356	30	34	3	1200	100

Representatives of the Issyk-Kul Province responded with the highest percentage of "no answer" responses regarding the question on the existing system of elections to the Parliament. There is also a large share of Chui Province respondents who could not comment on the current system of elections (more than 60% out 150 surveyed).

In general, it should be noted that the majority of 1200 surveyed respondents thought that the present system of Parliamentary elections is single-district majority system.

Chart 4



The table below presents responses from urban and rural interviewed subjects to the question regarding the existing system of elections to the Parliament.

Table 19. What is the current system of Parliamentary elections?

	Single-mandate system		Proportional system		Mixed system		No answer		In total	
	Count	%	Count	%	Count	%	Count	%	Count	%
Urban population	296	51	33	6	98	17	153	26	580	100
Rural population	359	58	17	3	81	13	163	26	620	100
In total	655	55	50	4	179	15	316	26	1200	100

Since the existing system of elections may differ from the preferences of the Kyrgyz voters, respondents were given the following question: “Who would you vote for in a parliamentary election?”

According to the findings of the survey, the majority of respondents from all seven provinces of Kyrgyzstan and Bishkek would vote for a specific MP, which the current system of parliamentary elections does afford.

Table 20. Who would you prefer to vote for during parliamentary elections?

	Political party		Specific MP		Both MP and party		Does not matter		I do not want to vote for anyone nor for anything		No answer		In total	
	Count	Row %	Count	Row %	Count	Row %	Count	Row %	Count	Row %	Count	Row %	Count	Row %
Bishkek	49	25	80	40	35	18	16	8	17	9	3	2	200	100
Chui	18	12	66	44	13	9	12	8	32	21	9	6	150	100
Naryn	27	27	50	50	11	11	7	7	5	5	0	0	100	100
Issyk-Kul	19	19	38	38	3	3	8	8	21	21	11	11	100	100
Talas	12	12	64	64	7	7	5	5	12	12	0	0	100	100
Osh	24	10	144	58	49	20	15	6	8	3	10	4	250	100
Jalalabat	20	10	104	52	23	12	30	15	15	8	8	4	200	100
Batken	8	8	42	42	15	15	18	18	3	3	14	14	100	100
In total	177	15	588	49	156	13	111	9	113	9	55	5	1200	100

The percentage of the rural population which prefers to vote for a specific MP is larger than the same group within the urban population, as shown in Table 21.

Table 20. Who would you prefer to vote for during parliamentary elections?

	Political party		Specific MP		Both for MP and party		Does not matter		I do not want to vote for anyone and for anything		No answer		In total	
	Count	Row %	Count	Row %	Count	Row %	Count	Row %	Count	Row %	Count	Row %	Count	Row %
Urban population	101	17	260	45	91	16	50	9	61	11	17	3	580	100
Rural population	76	12	328	53	65	10	61	10	52	8	38	6	620	100
In total	177	15	588	49	156	13	111	9	113	9	55	5	1200	100

As for popular political awareness about the existing political parties, the situation is as follows: 52% (620 out of N=1200) of respondents are totally unaware of any political parties in Kyrgyzstan. According to another 5% (64 out of N=1200) of respondents, they know about the existing parties, but are not informed about any of their platforms.

The table below lists the most commonly identified political parties among the population. A more detailed explanation of information regarding this issue is presented in the following tables.

In this case, the obvious leader is the “Ar-Namys” party. This party occupies leading positions, not only in the country as a whole, but also in every single region.

Table 22. What Kyrgyz political parties are you familiar with?

	Bishkek		Chui		Naryn		Issyk-Kul		Talas		Osh		Jalalabat		Batken		In total	
	Count	%	Count	%	Count	%	Count	%	Count	%	Count	%	Count	%	Count	%	Count	%
Do not know of any parties	58	29	75	50	30	30	65	65	35	35	182	73	127	64	48	48	620	52
Ar-Namys	111	56	46	31	27	27	15	15	25	25	24	10	45	23	20	20	313	26
Socialist party Ata-Meken	27	14	13	9	9	9	4	4	17	17	15	6	43	22	18	18	146	12
Alga Kyrgyzstan	27	14	16	11	17	17	3	3	24	24	15	6	24	12	12	12	138	12
Communist party of Kyrgyzstan	19	10	8	5	8	8	1	1	4	4	22	9	6	3	12	12	80	7
I know but cannot recall	22	11	7	5	7	7	7	7	8	8	2	1	4	2	7	7	64	5
Erkindik	7	4	4	3	4	4	3	3	5	5	16	6	8	4	6	6	53	4
Others	70	35	22	15	35	35	8	8	21	21	20	8	40	20	25	25	241	20
In total	200	100	150	100	100	100	100	100	100	100	250	100	200	100	100	100	1200	100

According to respondents, the existing political parties should, primarily, carry out the following functions (*presented in descending order in terms of importance*):

- Try to increase living standards in the country (71% or 856 out of N=1200)
- Develop the country’s economy (62% or 745 out of N=1200)
- Unite into bigger parties (14% or 162 out of N=1200)
- Promote their leader (13% or 160 out of N=1200)

4. LEVEL OF TRUST TOWARDS VARIOUS PUBLIC INSTITUTIONS

One of the objectives of this survey was to discover the Kyrgyz population's level of trust towards various public institutions, presented in the tables below.

The survey found that 52% (628 out of N=1200) of respondents trusted mass media, similarly international organizations were trusted by 49% (628 out of N=1200) of those interviewed. 43% (512 out of N=1200) of respondents claimed they trusted their local leaders, while 35% (413 out of N=1200) trusted political parties and 28% (332 out of N=1200) trusted NGOs. (*See the tables below*).

Consideration of this situation in the context of the urban vs. rural population demonstrates that the level of trust towards public institutions is higher among the rural population compared to the urban population. The only exception being the level of trust towards NGOs, as the urban population trusts NGOs more than the rural population.

Table 23. Level of trust towards the following public institutions

NGOs	Bishkek		Chui		Naryn		Issyk-Kul		Talas		Osh		Jalalabat		Batken		In total	
	Count	%	Count	%	Count	%	Count	%	Count	%	Count	%	Count	%	Count	%	Count	%
Totally distrust	19	10	13	9	2	2	1	1	29	29	12	5	19	10	1	1	96	8
Rather distrust	50	25	35	23	23	23	18	18	10	10	63	25	85	43	7	7	291	24
Neither trust, nor distrust	40	20	39	26	25	25	3	3	21	21	28	11	51	26	14	14	221	18
Rather trust	54	27	29	19	36	36	18	18	31	31	62	25	27	14	15	15	272	23
Totally trust	9	5	4	3	4	4	2	2	3	3	19	8	12	6	7	7	60	5
No answer	28	14	30	20	10	10	58	58	6	6	66	26	6	3	56	56	260	22
In total	200	100	150	100	100	100	100	100	100	100	250	100	200	100	100	100	1200	100

Table 24. Level of trust towards the following public institutions

Political parties	Bishkek		Chui		Naryn		Issyk-Kul		Talas		Osh		Jalalabat		Batken		In total	
	Count	%	Count	%	Count	%	Count	%	Count	%	Count	%	Count	%	Count	%	Count	%
Totally distrust	17	9	11	7	4	4	5	5	22	22	15	6	15	8	2	2	91	8
Rather distrust	54	27	48	32	19	19	45	45	17	17	37	15	56	28	9	9	285	24
Neither trust, nor distrust	70	35	49	33	35	35	7	7	25	25	58	23	65	33	15	15	324	27
Rather trust	50	25	32	21	42	42	27	27	34	34	99	40	50	25	45	45	379	32
Totally trust	3	2	2	1	0	0	0	0	0	0	18	7	7	4	4	4	34	3
No answer	6	3	8	5	0	0	16	16	2	2	23	9	7	4	25	25	87	7
In total	200	100	150	100	100	100	100	100	100	100	250	100	200	100	100	100	1200	100

Table 25. Level of trust towards the following public institutions

Mass media	Bishkek		Chui		Naryn		Issyk-Kul		Talas		Osh		Jalalabat		Batken		In total	
	Count	%	Count	%	Count	%	Count	%	Count	%	Count	%	Count	%	Count	%	Count	%
Totally distrust	18	9	8	5	2	2	2	2	11	11	2	1	17	9	0	0	60	5
Rather distrust	34	17	42	28	16	16	27	27	21	21	26	10	41	21	13	13	220	18
Neither trust, nor distrust	70	35	36	24	34	34	28	28	18	18	38	15	39	20	8	8	271	23
Rather trust	63	32	54	36	47	47	37	37	43	43	130	52	81	41	53	53	508	42
Totally trust	14	7	10	7	1	1	0	0	7	7	47	19	20	10	21	21	120	10
No answer	1	1	0	0	0	0	6	6	0	0	7	3	2	1	5	5	21	2
In total	200	100	150	100	100	100	100	100	100	100	250	100	200	100	100	100	1200	100

Table 26. Level of trust towards the following public institutions

International organizations	Bishkek		Chui		Naryn		Issyk-Kul		Talas		Osh		Jalalabat		Batken		In total	
	Count	%	Count	%	Count	%	Count	%	Count	%	Count	%	Count	%	Count	%	Count	%
Totally distrust	12	6	8	5	2	2	2	2	15	15	8	3	11	6	0	0	58	5
Rather distrust	45	23	22	15	11	11	25	25	14	14	37	15	46	23	5	5	205	17
Neither trust, nor distrust	42	21	35	23	33	33	22	22	19	19	37	15	55	28	11	11	254	21
Rather trust	76	38	70	47	48	48	20	20	44	44	113	45	71	36	42	42	484	40
Totally trust	14	7	6	4	4	4	0	0	6	6	29	12	12	6	33	33	104	9
No answer	11	6	9	6	2	2	31	31	2	2	26	10	5	3	9	9	95	8
In total	200	100	150	100	100	100	100	100	100	100	250	100	200	100	100	100	1200	100

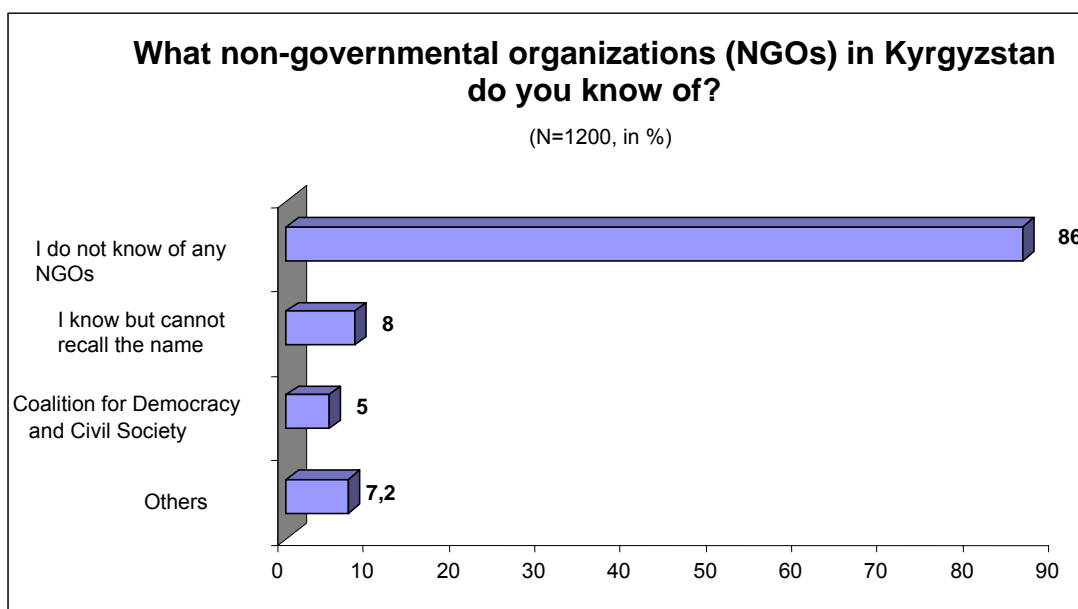
Table 24. Level of trust towards the following public institutions

Local leaders	Bishkek		Chui		Naryn		Issyk-Kul		Talas		Osh		Jalalabat		Batken		In total	
	Count	%	Count	%	Count	%	Count	%	Count	%	Count	%	Count	%	Count	%	Count	%
Totally distrust	27	14	8	5	3	3	4	4	17	17	17	7	16	8	0	0	92	8
Rather distrust	77	39	35	23	23	23	35	35	22	22	42	17	46	23	6	6	286	24
Neither trust, nor distrust	50	25	33	22	17	17	19	19	22	22	28	11	49	25	6	6	224	19
Rather trust	33	17	56	37	55	55	18	18	31	31	116	46	72	36	38	38	419	35
Totally trust	4	2	11	7	2	2	0	0	7	7	38	15	12	6	19	19	93	8
No answer	9	5	7	5	0	0	24	24	1	1	9	4	5	3	31	31	86	7
In total	200	100	150	100	100	100	100	100	100	100	250	100	200	100	100	100	1200	100

This part will also contain data about the level of awareness of Kyrgyzstan’s population about the NGO sector. With this objective in mind, respondents were asked: “What NGOs in Kyrgyzstan do you know of?”

86% (1032 out of N=1200) of respondents failed to name one NGO. In the context of urban vs. rural, these findings pointed to the high level of urban political awareness about NGOs compared to the rural population. 78% (450 out of N=580²) of the urban population does not know of any NGOs, compared to the 94% (582 out of N=620³) of the rural population that does not know of any NGOs.

Chart 5



The majority of respondents remember a specific NGO, which was related to certain events or certain person. For instance, the Coalition for Democracy and Civil Society actively participates in the political life of Kyrgyzstan and many people are familiar with its leader. This organization was named by 5% (57 out of N=1200) of respondents.

According to respondents, the existing NGOs should do the following activities (*presented in the decreasing order in terms of their importance*):

- Help vulnerable people (57% or 684 out of N=1200)
- Improve level of education (36% or 436 out of N=1200)
- Facilitate prevention of inter-ethnic conflicts (27% or 325 out of N=1200)
- Promote the role of women in the public (21% or 249 out of N=1200)
- Try to control the authorities (16% or 195 out of N=1200)

² N=580 – total number of urban respondents

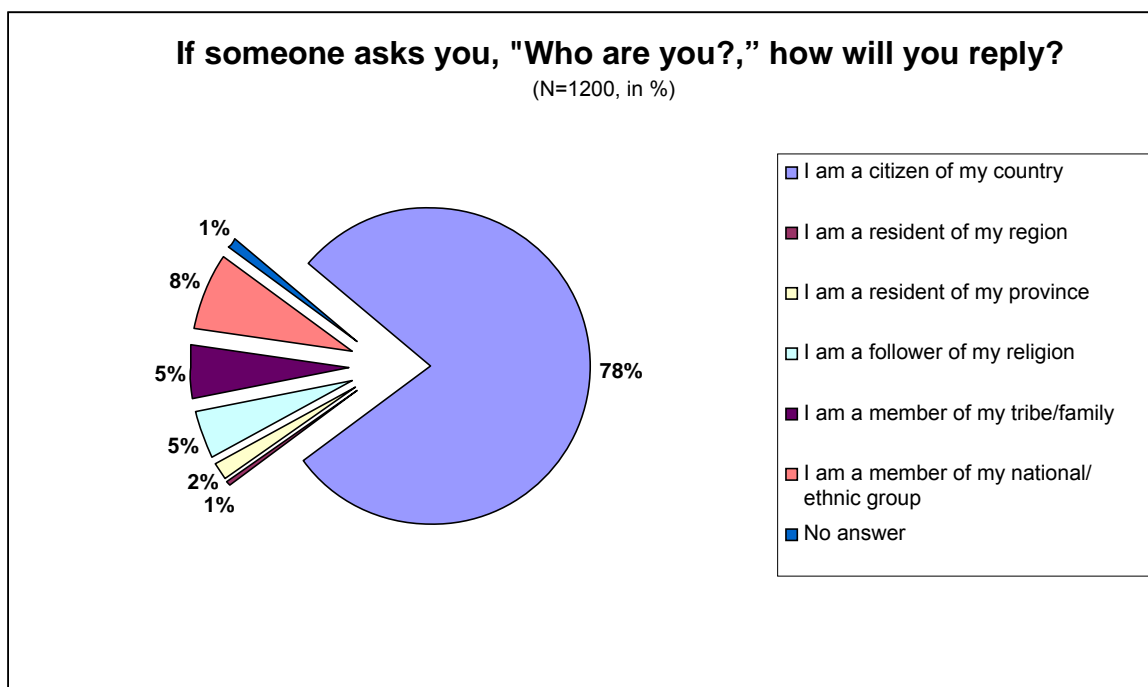
³ N=620 – total number of rural respondents

5. SELF-IDENTIFICATION OF THE POPULATION OF KYRGYZSTAN

It is important to understand how the population of Kyrgyzstan identifies itself. Respondents were asked: “If a person asks you, “who are you?” how will you respond?”

The findings of the survey demonstrate that 78% or 942 out of 1200 respondents believe themselves to be citizens of their country. The second most popular response was: “I am a representative of my national/ethnic group.” The gap between the numbers of first and second most popular responses was considerable. The share of those who identify themselves in this way was 8%.

Chart 6



While considering this situation separately, in terms of provinces, then we may observe the following picture. Such a response as: “I am a representative of my national/ethnic group,” is the second most popular response among Bishkek residents (9% or 17 out of N=200), Chui province respondents (18% or 27 out of N=150) and Issyk-Kul province respondents (14% or 14 out of N=100).

In Naryn province the second most popular response (11% или 11 от N=100) is “I am a member of my tribe/family.” As for Talas province it should be noted that the second place is divided by such responses as “I am a resident of my province” and “I am a member of my tribe/family” (7% or 7 out of N=100 each). In Osh (13% or 33 out of N=250) and Batken (6% or 6 out of N=100) provinces the second most popular response among respondents is “I am a follower of my religion.”

6. PUBLIC ASSESSMENT OF THE MAIN PRINCIPLES OF DEMOCRACY IN KYRGYZSTAN

During the survey, it became necessary to determine the amount to which the population was politically aware and how they perceived the main principles of democracy. This measure of political awareness was necessary in order to determine whether the public was knowledgeable of their rights and freedoms, and whether they believed these rights to be fully accessible.

To determine this, respondents were asked to answer the following question: “Please indicate your level of agreement/disagreement with the following statements.” The respondent was shown cards containing statements and requested to indicate the degree to which they agreed or disagreed with each statement.

Table 28. Indicate the degree to which you agree or disagree with the following statement:

	Your vote allows you to influence the decision-making in Kyrgyzstan																	
	Bishkek		Chui		Naryn		Issyk-Kul		Talas		Osh		Jalalabat		Batken		In total	
	Count	%	Count	%	Count	%	Count	%	Count	%	Count	%	Count	%	Count	%	Count	%
Absolutely disagree	59	30	21	14	7	7	21	21	28	28	14	6	18	9	3	3	171	14
Rather disagree	65	33	66	44	12	12	19	19	23	23	42	17	32	16	9	9	268	22
Rather agree	59	30	52	35	77	77	49	49	44	44	100	40	133	67	34	34	548	46
Absolutely agree	17	9	7	5	3	3	2	2	5	5	79	32	16	8	52	52	181	15
No answer	0	0	4	3	1	1	9	9	0	0	15	6	1	1	2	2	32	3
In total	200	100	150	100	100	100	100	100	100	100	250	100	200	100	100	100	1200	100

The majority of respondents (61% or 729 out of N=1200) thought that they are able to influence the decision-making process in Kyrgyzstan. Considering this situation in the context of provinces, it has shown that the majority of respondents from Chui and Talas provinces doubt that they can influence development processes in the country.

Of those interviewed, 73% (452 out of N=620) of the rural population believed they could influence the decision-making process. Dissimilarly, 49% (287 out of N=580) of the urban respondents did not agree with this statement, while 48% (277 out of N=580) of the urban population did agree with this statement.

Table 29. Indicate the degree to which you agree or disagree with the following statement:

	Mass media is objective and free in their coverage of news and events in Kyrgyzstan																	
	Bishkek		Chui		Naryn		Issyk-Kul		Talas		Osh		Jalalabat		Batken		In total	
	Count	%	Count	%	Count	%	Count	%	Count	%	Count	%	Count	%	Count	%	Count	%
Absolutely disagree	25	13	7	5	6	6	6	6	22	22	10	4	7	4	1	1	84	7
Rather disagree	80	40	56	37	26	26	20	20	36	36	26	10	44	22	19	19	307	26
Rather agree	77	39	79	53	63	63	47	47	40	40	124	50	127	64	39	39	596	50
Absolutely agree	17	9	5	3	5	5	3	3	2	2	87	35	22	11	35	35	176	15
No answer	1	1	3	2	0	0	24	24	0	0	3	1	0	0	6	6	37	3
In total	200	100	150	100	100	100	100	100	100	100	250	100	200	100	100	100	1200	100

Overall 65% (772 out of N=1200) of respondents agreed that mass media is objective and free in their coverage of news and events. In the context of provincial differences, this study has shown that the majority of the residents of Bishkek (53% or 105 out of N=200) and 58% (58 out of N=100) of respondents from Talas do not agree that mass media is objective and free in their coverage of news and events.

In general, participants of the survey in both urban and rural areas agree that mass media in Kyrgyzstan is objective and free. The only difference is that the percentages of urban respondents who agree that

mass media is objective and free in covering events is smaller than the same group among the rural respondents.

Table 30. Indicate the degree to which you agree or disagree with the following statement:

	In Kyrgyzstan opposition parties do exist and are not fearful of persecution																	
	Bishkek		Chui		Naryn		Issyk-Kul		Talas		Osh		Jalalabat		Batken		In total	
	Count	%	Count	%	Count	%	Count	%	Count	%	Count	%	Count	%	Count	%	Count	%
Absolutely disagree	20	10	21	14	3	3	2	2	13	13	6	2	8	4	1	1	74	6
Rather disagree	70	35	67	45	31	31	16	16	36	36	22	9	56	28	6	6	304	25
Rather agree	73	37	44	29	63	63	29	29	38	38	104	42	107	54	40	40	498	42
Absolutely agree	21	11	7	5	2	2	3	3	13	13	93	37	19	10	49	49	207	17
No answer	16	8	11	7	1	1	50	50	0	0	25	10	10	5	4	4	117	10
In total	200	100	150	100	100	100	100	100	100	100	250	100	200	100	100	100	1200	100

59% (705 out of N=1200) of all respondents agree that opposition parties can exist and not be fearful of persecution in Kyrgyzstan.

More than half of the interviewed respondents (59% or 88 out of N=150) in Chui province thought that opposition parties cannot exist peacefully without a fear of persecution. Interestingly, 50% (50 out of N=100) of the respondents from the Issyk-Kul province found it difficult to express their opinion regarding this question.

The majority of urban and rural respondents support the opinion that opposition parties may exist peacefully and not be fearful of persecution.

Table 31. Indicate the degree to which you agree or disagree with the following statement:

	In Kyrgyzstan, all citizens consider themselves protected by the law																	
	Bishkek		Chui		Naryn		Issyk-Kul		Talas		Osh		Jalalabat		Batken		In total	
	Count	%	Count	%	Count	%	Count	%	Count	%	Count	%	Count	%	Count	%	Count	%
Absolutely disagree	90	45	40	27	4	4	32	32	29	29	34	14	10	5	4	4	243	20
Rather disagree	71	36	74	49	31	31	44	44	25	25	52	21	58	29	33	33	388	32
Rather agree	26	13	27	18	58	58	15	15	40	40	82	33	100	50	34	34	382	32
Absolutely agree	13	7	8	5	7	7	0	0	5	5	75	30	31	16	25	25	164	14
No answer	0	0	1	1	0	0	9	9	1	1	7	3	1	1	4	4	23	2
In total	200	100	150	100	100	100	100	100	100	100	250	100	200	100	100	100	1200	100

In general, more than half of respondents (53% or 631 out of N=1200) disagree with the statement that any Kyrgyz citizen feels protected by the law. In this case, there is a difference of opinion between the southern and northern regions of our country. The majority of southern region respondents agree with this statement, whereas the share of northern and Bishkek respondents who disagree with this statement is much larger.

In comparing the responses of urban and rural representatives, it has been shown that 68% (392 out of N=580) of urban respondents disagree with the statement that, in Kyrgyzstan, all people consider themselves protected by the law. As for the rural respondents, the majority of respondents (59% or 365 out of N=620) considers all people in Kyrgyzstan protected by the national law.

Table 32. Indicate the degree to which you agree or disagree with the following statement:

	In Kyrgyzstan, all people have free speech.																		
	Bishkek		Chui		Naryn		Issyk-Kul		Talas		Osh		Jalalabat		Batken		In total		
	Count	%	Count	%	Count	%	Count	%	Count	%	Count	%	Count	%	Count	%	Count	%	
Absolutely disagree	33	17	13	9	4	4	8	8	8	9	9	5	2	3	2	1	1	76	6
Rather disagree	57	29	49	33	36	36	25	25	37	37	11	4	23	12	10	10	248	21	
Rather agree	73	37	61	41	54	54	38	38	47	47	82	33	127	64	18	18	500	42	
Absolutely agree	37	19	24	16	6	6	2	2	6	6	151	60	45	23	70	70	341	28	
No answer	0	0	3	2	0	0	27	27	1	1	1	0	2	1	1	1	35	3	
In total	200	100	150	100	100	100	100	100	100	100	250	100	200	100	100	100	1200	100	

According to the findings of the survey, 70% (841 out of N=1200) of all interviewed respondents thought that, in Kyrgyzstan, all people have the right to freely express their opinions. This tendency is observed in all urban and rural provinces, including the capital city of Bishkek. The only observed difference is that there are more respondents in the southern region and rural areas who agree with this statement than in northern regions and urban areas.

Table 33. Indicate the degree to which you agree or disagree with the following statement:

	In Kyrgyzstan everyone has a right to exercise any religion																	
	Bishkek		Chui		Naryn		Issyk-Kul		Talas		Osh		Jalalabat		Batken		In total	
	Count	%	Count	%	Count	%	Count	%	Count	%	Count	%	Count	%	Count	%	Count	%
Absolutely disagree	4	2	1	1	4	4	1	1	11	11	0	0	10	5	1	1	32	3
Rather disagree	3	2	5	3	8	8	2	2	5	5	5	2	3	2	1	1	32	3
Rather agree	51	26	73	49	50	50	59	59	45	45	66	26	98	49	6	6	448	37
Absolutely agree	141	71	71	47	36	36	15	15	39	39	176	70	89	45	92	92	659	55
No answer	1	1	0	0	2	2	23	23	0	0	3	1	0	0	0	0	29	2
In total	200	100	150	100	100	100	100	100	100	100	250	100	200	100	100	100	1200	100

As for freedom of religion, an absolute majority of respondents (92% or 1107 out of N=1200) agree with the statement that everyone has a freedom to exercise any religion in Kyrgyzstan. This data is true for all provinces, as well as urban and rural areas, including the capital city.

Table 34. Indicate the degree to which you agree or disagree with the following statement:

	In Kyrgyzstan, all people have the opportunity to work, earn a living and support their family.																	
	Bishkek		Chui		Naryn		Issyk-Kul		Talas		Osh		Jalalabat		Batken		In total	
	Count	%	Count	%	Count	%	Count	%	Count	%	Count	%	Count	%	Count	%	Count	%
Absolutely disagree	35	18	49	33	9	9	25	25	44	44	36	14	25	13	10	10	233	19
Rather disagree	83	42	64	43	41	41	59	59	13	13	31	12	50	25	28	28	369	31
Rather agree	47	24	26	17	43	43	13	13	21	21	69	28	77	39	36	36	332	28
Absolutely agree	35	18	11	7	7	7	1	1	22	22	112	45	48	24	26	26	262	22
No answer	0	0	0	0	0	0	2	2	0	0	2	1	0	0	0	0	4	0
In total	200	100	150	100	100	100	100	100	100	100	250	100	200	100	100	100	1200	100

The statement regarding equal opportunities for employment, earning a living and supporting one's family has divided respondents into two groups: 50.2% (602 out of N=1200) of respondents agree with this statement and 49.5% (594 out of N=1200) disagree, in addition to four respondents finding difficulty in answering the stated question.

The majority of southern respondents believed that all people in Kyrgyzstan have equal employment opportunities, opportunities to earn a living and maintain their families. On the contrary, the majority of the respondents from the Bishkek, Chui, Issyk-Kul, and Talas provinces disagreed with this statement. Opinions of respondents from Naryn province have been divided into two equal parts: 59% (345 out of N=580) of urban respondents disagree with the statement that all people in Kyrgyzstan have equal employment opportunities, opportunities to earn a living and maintain their families, whereas 58% (361 out of N=620) of rural respondents agreed with this statement.

7. INSTITUTIONS OR PERSONALITIES THAT ENJOY AUTHORITY WITHIN THE POPULATION

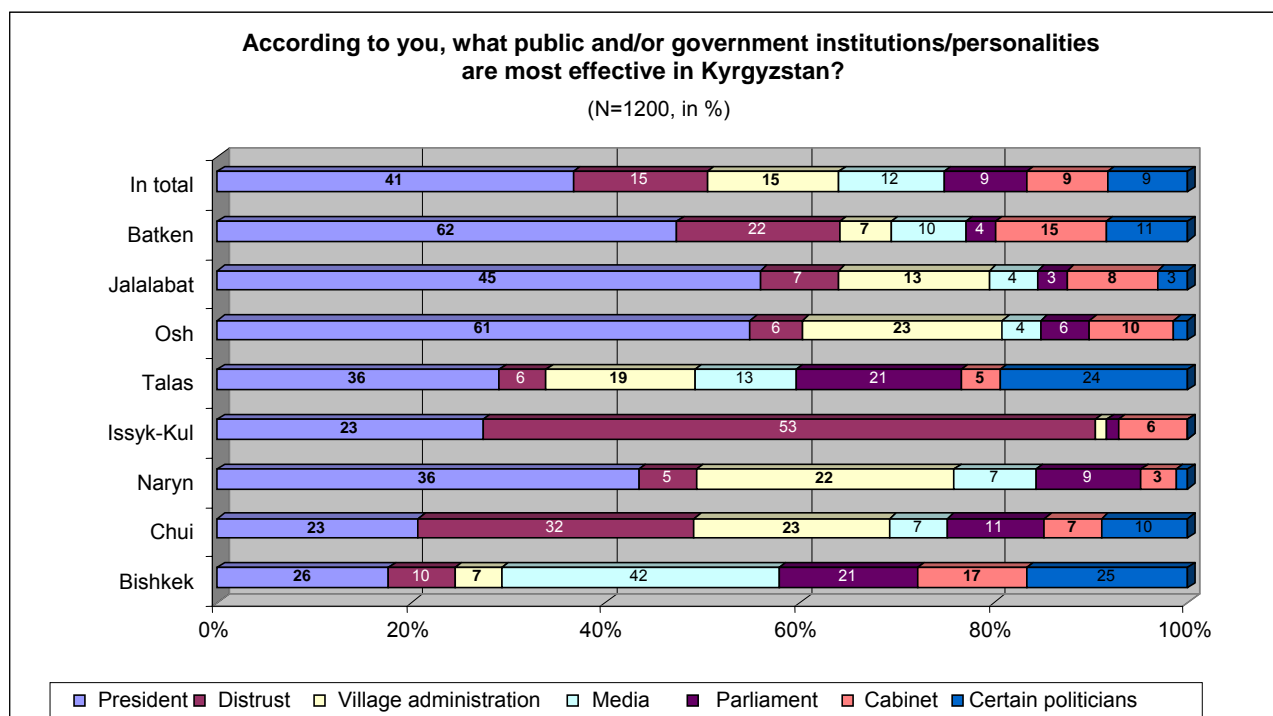
In Kyrgyzstan, there is a widespread public distrust of the government, in addition to an absence of authority for governmental institutions, which amplifies the role of certain personalities, political parties and institutions who oppose any existing policies.

This section presents information on those institutions and personalities, who do enjoy, to a certain extent, authority and trust among the people.

In respondents' opinions, the most efficient and effective work at present is being completed by the national President (41% or 486 out of N=1200), village administrations (15% or 179 out of N=1200) and mass media (12% or 143 out of N=1200). Assessments of the President's work from representatives of the Naryn province and the southern provinces are shown below. The majority of Bishkek respondents thought that the Kyrgyz Mass Media is currently the most efficient and effective in their work. The majority of the rural population positively evaluated activities of their local, village administrations.

In contrast to these, the majority of Issyk-Kul respondents (53% or 53 out of N=100) do not trust any of the listed institutions or personalities, and furthermore do not think that they work effectively, at present, in Kyrgyzstan. (See diagram 7)

Chart 7



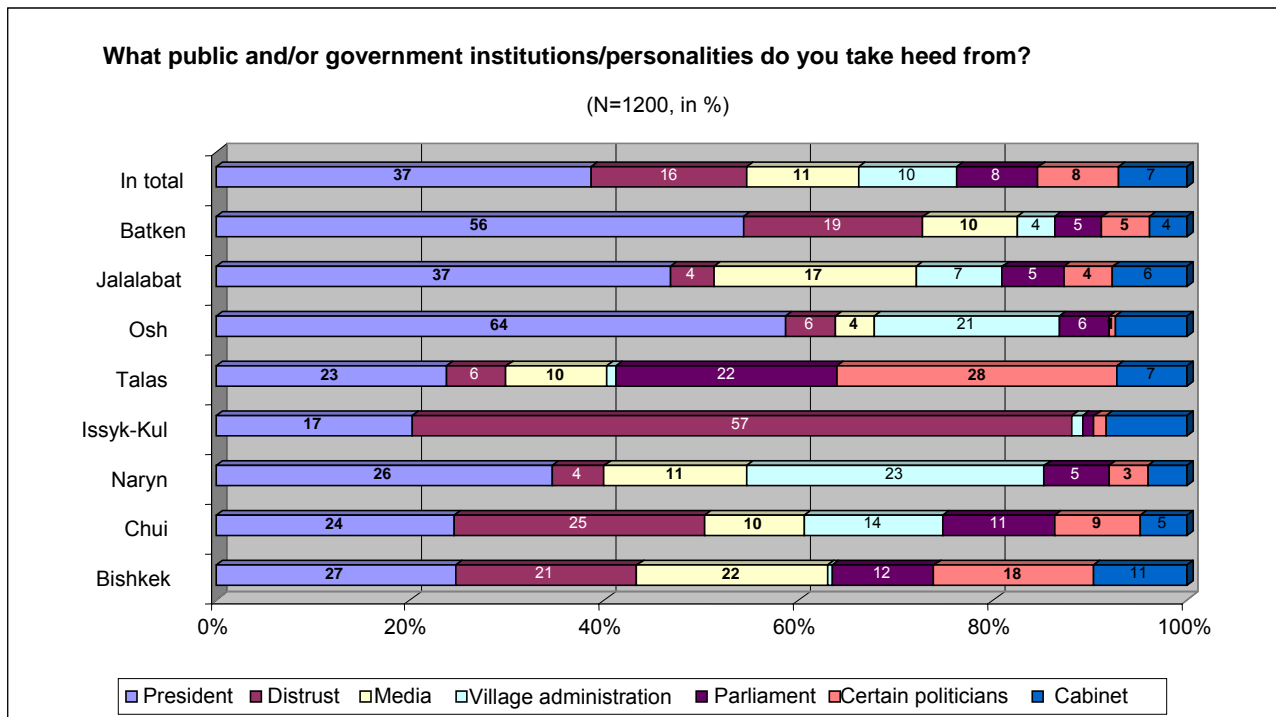
The majority of respondents chose, “the President,” when answering the question: “What public and/or government institutions/personality do you pay most attention to?”

Out of those interviewed, 37% (446 out of N=1200) claimed that they pay the most attention to the President, with 16% (186 out of N=1200) who claimed they were not inclined to listen to any one, 11% (133 out of N=1200) who claimed they paid attention to mass media and 10% (117 out of N=1200) who paid heed to their village administrations. The number of respondents who paid attention to the

President was more numerous in the Osh and Batken provinces. Certain politicians enjoy more authority in the Talas province, whereas, in Naryn, village administrations carry more authority over the previously mentioned institutions. The most critical attitude towards the current Administration is observed among the residents of Issyk-Kul, where 57% (57 out of N=100) of respondents are not willing to pay attention to any political figures or institutions.

Examination of this situation in the context of urban/rural areas has shown that the majority of respondents, regardless of their district or province, are willing to pay attention to the President of the country (see Chart 8).

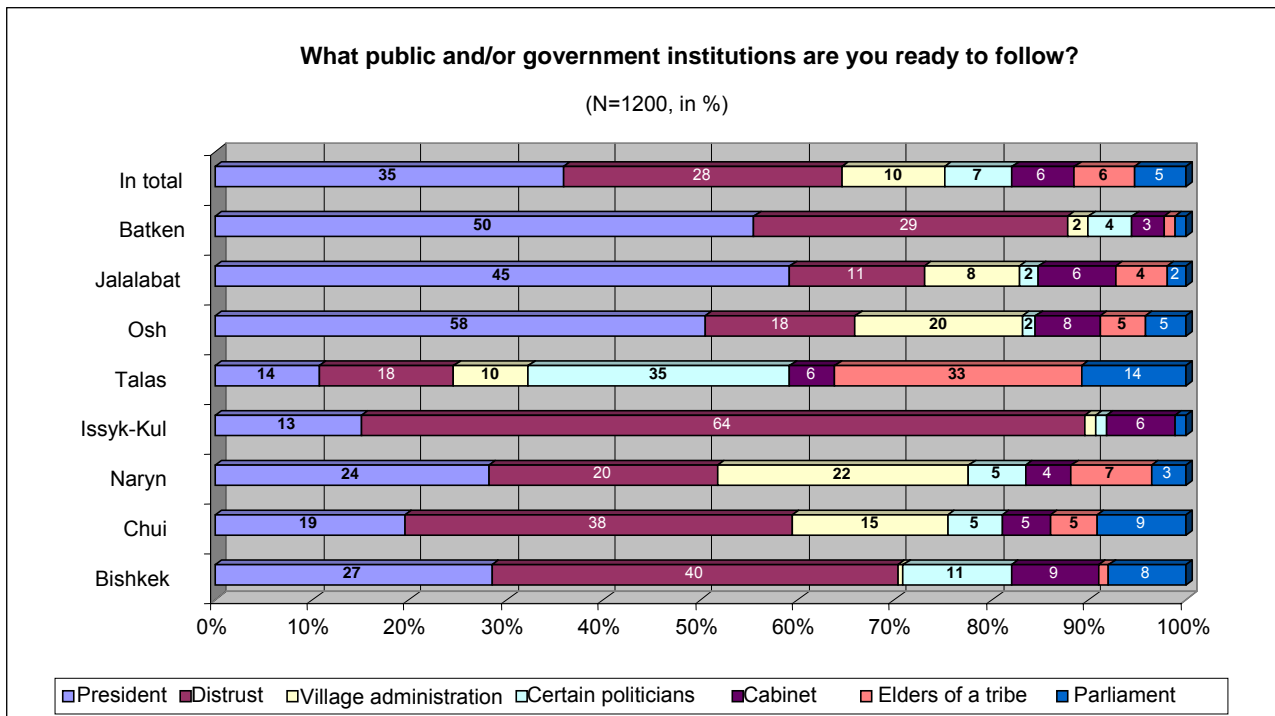
Chart 8



The findings of the survey demonstrate that 35% (417 out of N=1200) of respondents are not only willing to pay attention to the President but also follow him. 10% (123 out of N=1200) of respondents are ready to follow the village administration, while 7% (81 out of N=1200) are inclined to follow certain politicians.

28% (332 out of N=1200) of respondents claim to distrust any governmental institutions or personalities. This trend is limited to respondents from the Bishkek, Issyk-Kul and Chui provinces. From the Talas Province, respondents are nearly equally divided among those who would and would not follow certain politicians and elders of a tribe. Respondents from Naryn Province are most willing to follow the President and village administrations (see Chart 9).

Chart 9



As a result, a reasonable question emerges: “Do people trust an institution or political figure of she/he breaks the law?” The chart below shows that, regardless of the province, the majority of respondents answered this question in the negative.

Table 35. . Are you ready to follow a specific individual or institution, trusting their case even if he/she violates the law?

	Yes		No		No answer		Total	
	Count	%	Count	%	Count	%	Count	%
Bishkek	24	12	174	87	2	1	200	100
Chui	20	13	126	84	4	3	150	100
Naryn	3	3	96	96	1	1	100	100
Issyk-Kul	0	0	89	89	11	11	100	100
Talas	8	8	92	92	0	0	100	100
Osh	14	6	231	92	5	2	250	100
Jalalabat	6	3	194	97	0	0	200	100
Batken	3	3	96	96	1	1	100	100
Total	78	7	1098	92	24	2	1200	100

7% (78 out of N=1200) of respondents are willing to trust a governmental institution or political figure if she/he breaks the law. The main reasons that may prompt them to break the law include the following:

- Reasoning that laws of the Kyrgyz Republic are imperfect
- For reasons of personal welfare
- For reasons of justice
- For reasons of economics

8. FUTURE EXPECTATIONS FOR THE POPULATION OF KYRGYZSTAN

Kyrgyzstan has had a troubled recent history with political shocks followed by consequential economic and social instability. These have contributed to and continue to contribute to Kyrgyz emigration.

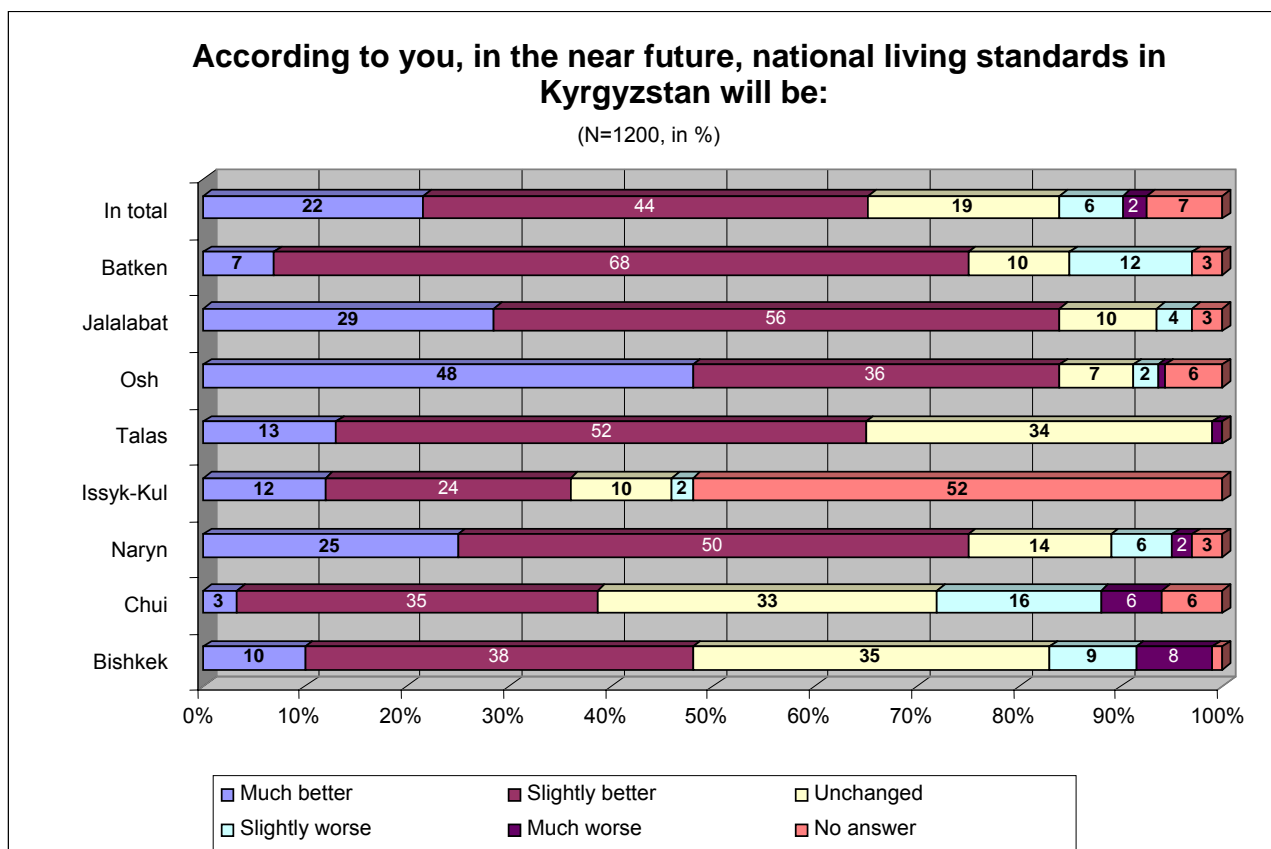
The findings of the survey revealed that about 66% (783 or N=1200) of all interviewed respondents hope that national living standards will improve in the near future. It is important to note that 22% (259 or N=1200) of respondents believe that national living standards will indeed improve.

Examination of the survey findings, in the provincial context, has demonstrated that the majority of respondents have an optimistic view of their future; exceptions include those from the Bishkek, Issyk-Kul and Chui provinces. More than half of Issyk-Kul respondents found difficulty in giving a definite answer concerning their expectations in the nearest future.

58% (339 out of N=580) of urban respondents expect improvement of national living standards in the near future. As for the rural respondents, the percentage of those who believe in improved national living standards is larger, comprising 72% (444 out of N=620).

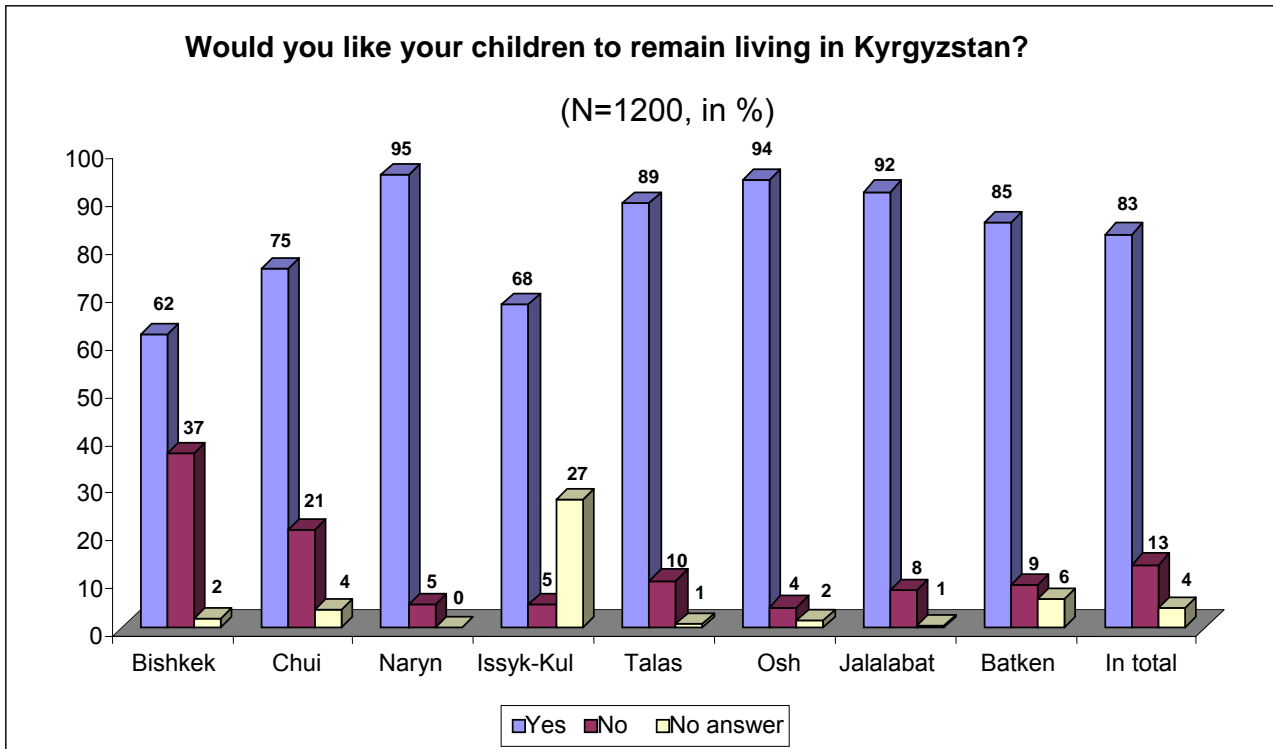
Data in further detail is presented in Chart 10.

Chart 10



Each respondent answered the following question: “Would you like your children to remain living in Kyrgyzstan?” Those respondents who did not have children or whose children have already left the country were suggested to imagine that they have children or their children were still living in Kyrgyzstan. The results demonstrate that 83% (991 out of N=1200) of respondents would like their children to remain living in Kyrgyzstan.

Chart 11



The share of Bishkek and Issyk-Kul respondents who wanted their children to remain living in Kyrgyzstan was less than that of the respondents from other provinces. In the context of differentiating between provinces, the percentage of urban respondents willing to send their children abroad for permanent residency was larger than that among the rural respondents.

9. CONCLUSION

While analyzing the data, it has been evident that opinions of respondents are quite divided, primarily, depending on the region and area (urban/rural) of their residence.

When one differentiates between northern and southern regions, the study shows that respondents from the southern regions are more optimistic in their assessments of the current Administration and national status than respondents from the northern regions. There is the same trend in evaluation of the events which took place on March 24th, 2005, with a high degree of satisfaction for the current national situation and positive assessment of the current Administration's performance. It is necessary to note that the southern provinces' population demonstrated a particularly higher level of trust in the judgment and actions of the President. As for the northern respondents, fewer respondents claimed they trust the judgment and actions of the President.

In order to explain this phenomenon, two principle hypotheses may be offered:

1. The events of March 24th, 2005, which had a significant influence on the distribution of power within the country, happened, in large part, to the opinions of the population of the southern provinces of Kyrgyzstan. Awareness of this fact alone has a major impact on their assessment and perception of consequential events and processes presently taking place in Kyrgyzstan.
2. There is a large possibility that respondents' assessment is influenced, to a certain extent, by the strong sense of regionalism and tribalism within the country.

While reviewing the findings of the survey, **in the context of urban and rural settings**, the following regularity was discovered: urban respondents were more cautious and less optimistic in their assessments of government institutions than rural respondents. One may conclude that urban respondents are less satisfied with their lives than the rural respondents, along the parameters surveyed. The rural respondents were, in general, more open to discussion, while the majority of them believed there are certain individuals or institutions that can, in fact, help them. Urban respondents believed in this to a lesser extent.

Urban respondents demonstrated a higher level of familiarity with political parties and NGOs in comparison to rural respondents.

The difference in the assessment of government and public institutions by rural and urban populations can be explained by the following motivations:

1. Opinions of the residents of Bishkek heavily determine the opinions of urban respondents in this survey. Overall, 580 urban respondents were interviewed and 34% (200 out of N=580) of them are currently residents of Bishkek. In this regard, the residents of Bishkek have a more negative assessment of the current Administration and national status, which heavily influences common data.
2. The urban population has more access to mass media, and consequently has greater opportunities to get well-rounded information, which also may influence their assessment of and attitude towards any given issue.
3. The Rural population is more open and trustful which allows them to be more confident about their future and to assess current events more optimistically/positively.

According to the findings of the survey, 78% (942 of N=1200) of respondents primarily consider themselves citizens of Kyrgyzstan. This means that Kyrgyzstan has a possibility to develop in the future as a united state, without divisions along regional, provincial and local lines.

It must be noted that the main assessment or attitude towards governmental institutions and subsequent events currently taking place is built on the basis of more important components rather than affiliation to a certain region, town, or village.

Confidence of a citizen that she/he is needed, with her/his opinion taken into account, and that she/he is able to earn a living and maintain a family, given that her/his children will have future opportunities to realize themselves in this country, serves as a basis for positive assessment.

APPENDIX

10. METHODOLOGY OF THE SURVEY

The goal of the survey: To determine the level of people's awareness and attitude towards government institutions, public and political institutions, as well as to define the level of legal awareness.

Objectives of the research:

1. To assess the level of satisfaction with the current Administration (to compare the new regime with the previous).
2. To determine the population's attitude towards the events which took place on March 24th, 2005.
3. To determine the level of public trust towards the various branches of power and give a comparative assessment of each.
4. To determine and compare the attitude towards various public and government institutions: NGOs, political parties, mass media and local, informal leaders.
5. To determine the public attitude towards the present form of government.
6. To determine the level of public awareness about the existing political parties and to determine public expectations regarding their activities.
7. To determine the level of public awareness about non-governmental organizations in Kyrgyzstan and to determine public expectations regarding their activities.
8. To determine which institutions the general public considers to be most useful, and which among them the public is inclined to pay attention to.
9. To learn how the population of Kyrgyzstan identifies itself.
10. To understand, to what extent, the public is familiar with the main principles of a democratic society, the role of civil society, etc. Also, to determine how much, and in what way citizens find themselves involved in the national decision-making process.
11. To understand why people trust local leaders, and in turn, by violate national laws.
12. To determine the national mindset and expectations regarding the near future.

Sampling

A thorough briefing was given to field specialists before beginning this survey.

In this survey, the gathering of initial information was done through personal interviewing in households. The survey was conducted at respondents' homes.

A respondent had to meet the following criteria:

1. To be a permanent resident of the household being interviewed;
2. 18 to 65 years old.

A systematic sampling with the "n+3" method was implemented while selecting respondents. Major cities such as Bishkek, Osh, and Jalalabat were divided into districts in order to cover the entire city and to equally divide the number of interviews.

Sample size and structure

Within the framework of this survey, 1200 households were surveyed in all seven provinces of Kyrgyzstan and in the capital city of Bishkek. The sample includes data from both the urban and rural populations of each region of the Kyrgyzstan.

Below is a detailed sampling structure and locations of where the survey was conducted:

Province	Towns/Villages	Interviews	Interviews/Province
Chui	Bishkek	200	350
	Leninskoe	25	
	Karabalta	25	
	Belovodskoe	25	
	Tokmok	25	
	Chym-Korgon	25	
	Koi-Tash	25	
Naryn	Naryn	40	100
	Min-Bulak	20	
	Jany-Bulak	20	
	Kenesh	20	
Talas	Talas	40	100
	Bakai-Ata	20	
	Ak-Sai	20	
	Kok-Oi	20	
Issyk-Kul	Karakol	15	100
	Teplokluchenska	20	
	Balykchi	15	
	Grigorievka	20	
	Cholponata	10	
	Ottuk	20	
Osh	Osh	50	250
	Uzgen	25	
	Kara-Suu	25	
	Bash-Bulak	40	
	Jany-Aryk	35	
	Aravan	40	
	Kyzyl-Kyshtak	35	
Jalalabat	Jalalabat	70	200
	Bazar-Korgon	45	
	Suzak	45	
	Leninskoe	40	
Batken	Batken	20	100
	Kyzyl-Kia	20	
	Pulgon	30	
	Uch-Korgon	30	
TOTAL		1200	1200

After the completion of the survey and its initial revision, 20% of the sampling checkup of all filled questionnaires was completed.

Research tools

Research was conducted using a semi-structured questionnaire, consisting of both open-ended and close-ended questions, developed by Institute for Public Policy staff. The questionnaire was finalized after conducting ten pilot interviews of Bishkek households.

11. Difficulties during the survey

During this survey, the main difficulty was to locate and interview male respondents. The primary reason for this was that males tended to have less time to answer the questionnaire and were less sociable. This situation was identical for both the urban and rural areas.

In many cases, males residing in towns left their homes in the early morning and returned late at night. Consequently, they often refused to be surveyed, claiming to be tired, unwilling, or not interested in politics. As for the rural areas, the timing of the survey overlapped with the start of the main agricultural season; therefore, the majority of male respondents were away from their homes. The most challenging situation was in southern villages, where many males had left their homes in search of employment.

In summary, the rural population was more open and well-disposed. The number of refusals was in comparison to the number of refusals from the urban population.

Urban respondents seemed to be more closed, particularly in Bishkek. They are hardly accessible, with apartment building locks coded and the fear of opening the door to strangers. The elderly did not trust strangers and preferred talking through the closed door; similarly, they did not want to give their telephone numbers for later checkup. Some of the respondents were quiet rude in their refusal to be interviewed. The majority of respondents hardly answered the questions, referring to the futility of such surveys.

Such reasons for interview refusal included the following:

- Recent participation in another public survey.
- A general fear of being interviewed and distrust in the survey.
- A lack of knowledge, motivation or unwillingness to respond.
- Military personnel were unwilling to respond due to their required explanations to superiors and their need for clarification on whom and why the survey was being conducted.
- A desire for reimbursement for the interview.
- A lack of interest in politics.

As for the specific questions, names of political parties and NGOs proved to be the most difficult to answer. The majority of respondents were largely aware of the existence of parties and NGOs; however, they could not name them. This lack of political awareness is explained simply: political parties and NGOs are not within their grasp and interest. In many cases, respondents confused international organizations with NGOs. The question about the system of elections in the Kyrgyz Republic was also quite problematic; the majority of respondents needed more time to think and answer this question.

It is necessary to note that there were respondents who answered questions with great interest and expressed their gratitude for conducting the survey, allowing them to express their own opinions.